



CIRCUIT COURT OF COOK COUNTY MODEL BOND COURT DASHBOARD

Performance Period: 2021, Quarter 1 (January - March 2021)

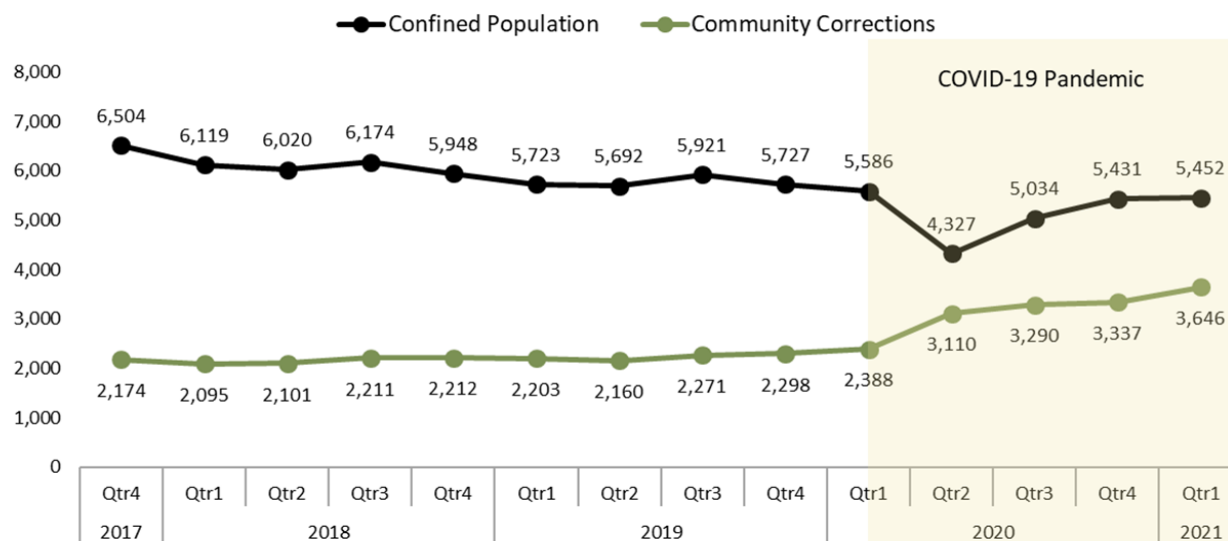
This dashboard presents key performance measures being used to monitor the Model Bond Court initiative in the Circuit Court of Cook County.

COOK COUNTY JAIL POPULATION TRENDS

Figure 1A shows the Cook County Jail's average daily population trends by quarter post- implementation of General Order 18.8A (Effective September 18, 2017).

- The average daily confined population decreased by 16.2% from 6,504 in quarter four of 2017 to 5,452 in quarter one of 2021.
- The average daily Community Corrections/Sheriff's Electronic Monitoring population increased by 9.8% from 2,174 in quarter four of 2017 to 2,388 in quarter one of 2020.
 - The onset of the pandemic and the public health need to reduce the confined population led to a 52.7% increase in the average daily Community Corrections/Sheriff's Electronic Monitoring population, from 2,388 in quarter one of 2020 to 3,646 at the close of quarter one of 2021.

Figure 1A. Cook County Jail Average Daily Population Trends by Quarter (Oct. 2017 - Mar. 2021)^*



^ Average Daily Population "ADP" calculations generated by the Office of the Chief Judge Information Services Department using "Sheriff's Daily Report" (Oct. 2017 – Mar. 2021). The daily reports are provided to the OCJ by the Cook County Sheriff's Office Bureau of Information and Technology Business Intelligence Unit. The Sheriff's Daily Report does not provide subcategory breakdown of the inmate population (e.g., pre-trial detainees, sentenced individuals, charged with felony or Misdemeanor, etc.). The ADP calculation totals the number of inmates on each day of the month being measured divided by the number of days in the month.

* The Confined Population consists of the male and female divisional general population, Hospital, VRIC, Pre-Release Treatment Programs, and Residential Treatment programs, as well as the off-site population confined in jails outside of Cook County. The general population consists of the male and female division population on site at CCDOC. The Community Corrections Population includes Sheriff's Electronic Monitoring Program and VRIC post-release.

Figure 1B provides a point-in-time snapshot of the composition of the pretrial population under the custody of the Cook County Sheriff on March 31, 2021.

Pretrial Confined Population

61.3% of the pretrial confined population was accounted for by those charged with a violent/person crime, followed by weapons violations (17.6%), and non-violent/non-weapons violations (21.1%).

Pretrial Community Corrections (Sheriff's Electronic Monitoring) 25.7% of the pretrial EM population was accounted for by those charged with a violent/person crime, followed by weapons violations (43.6%), and non-violent/non-weapons violations (30.7%).

Measure 1B. Composition of The Pretrial Population Under the Custody of the Cook County Sheriff by Top Charge on 03/31/21

■ Violent/Person* ■ Weapon ■ Non-Violent/Non-Weapons**

Pretrial Confined (n=5,172)	3,170 61.3%	908 17.6%	1,094 21.1%
Pretrial Community Corrections (n=3,636)	936 25.7%	1,584 43.6%	1,116 30.7%

* Violent charge type is comprised of four offenses: murder and non-negligent manslaughter, forcible rape, robbery and aggravated battery. Person charges include assault, battery, child neglect and other miscellaneous person offenses.

** Non-violent/non-weapons charges include property, drug, and other miscellaneous offenses.

FELONY MEASURE 1. INITIAL BAIL ORDERS SET AMONG PUBLIC SAFETY ASSESSMENT (PSA) FELONY DEFENDANTS

Figure F1 shows initial bail order distribution (i.e., type of bail ordered) among defendants who appeared in bond courts with a new felony case across the jurisdiction with a completed Public Safety Assessment (PSA) during the performance period.

Non-Monetary Bail Orders

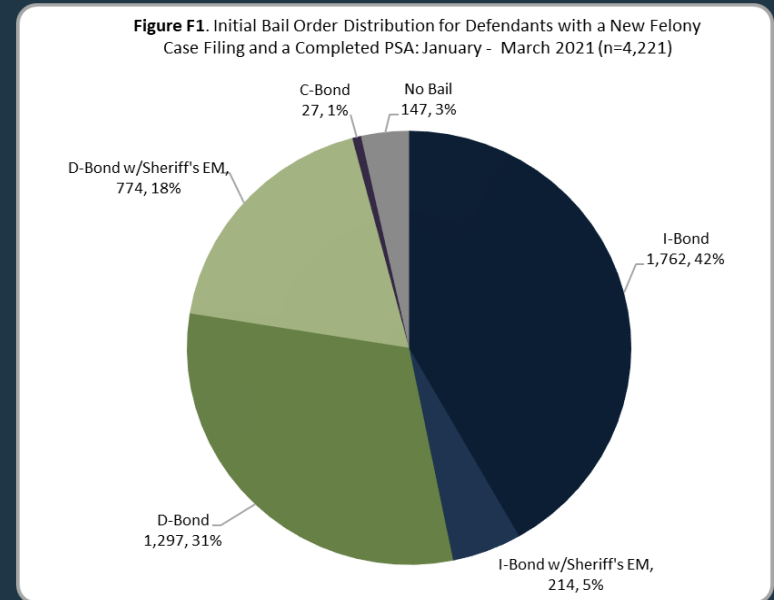
- Nearly 5 out of 10 of the felony defendants appearing in bond court received a non-monetary bail order.
 - 42% of the defendants received an I-Bond.
 - 5% received an I-Bond with Sheriff's Electronic Monitoring.

Monetary Bail Orders

- 31% of the defendants appearing in bond court received a D-Bond.
- 18% received a D-Bond with a special condition of Sheriff's Electronic Monitoring if released.
- 1% of the defendants received a C-Bond.

No Bail Orders

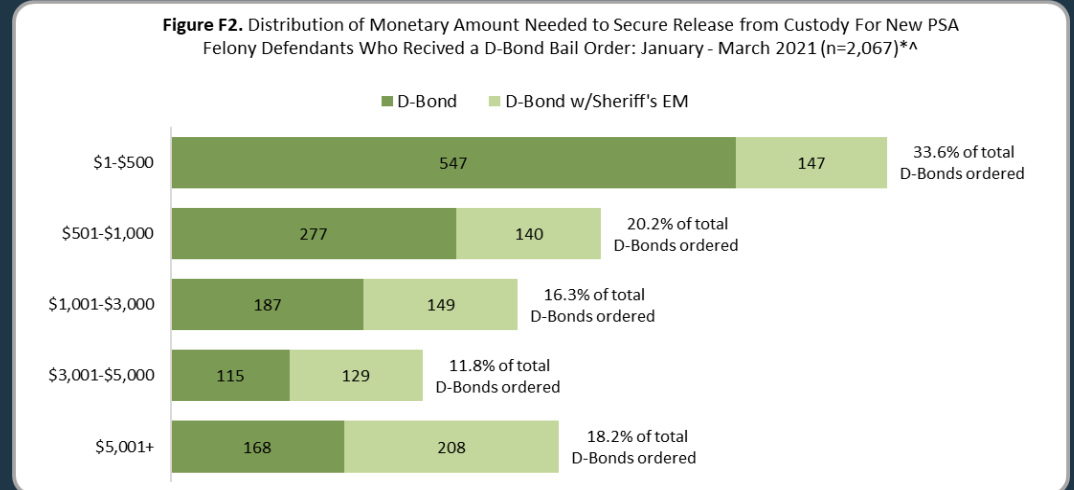
- 3% of felony defendants were given a No Bail order on their newly filed felony case.



FELONY MEASURE 2. D-BOND DOLLAR AMOUNT NEEDED TO SECURE INITIAL RELEASE FROM CUSTODY

Figure F2 shows the 10% monetary amount needed to secure release from custody for defendants who received a D-Bond or a D-Bond with a special condition of Sheriff's Electronic Monitoring if released on their new felony case.

- Overall, D-bonds were set at \$500 or less for 33.6% of all felony defendants who received a D-Bond on a new felony case filing during this quarter.



* Dollar values presented in figure reflects 10% of the bail amount set by a judge in order to secure release from custody.

^ D-Bond values were missing for four defendants

FELONY MEASURE 3. RATE OF PRETRIAL RELEASE BY INITIAL BAIL ORDER

Figure F3 provides a point-in-time snapshot of the pretrial rate of release among felony defendants who appeared in bond courts and secured pretrial release by the last day of the reporting period.

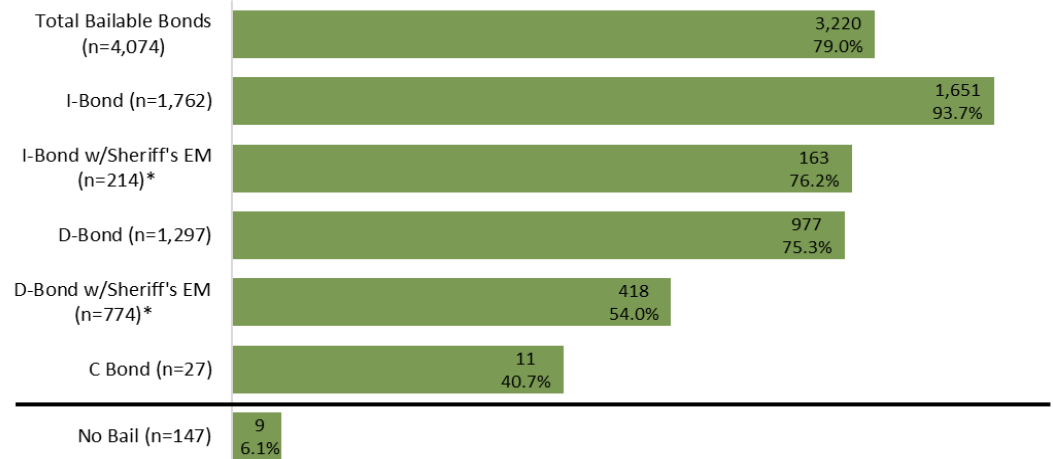
Bailable Bonds

- Nearly 4 out of 5 felony defendants who received a bailable bond secured an initial pretrial release from Cook County Jail by the close of the quarter.
 - 93.7% of the defendants who received an I-Bond had an initial pretrial release from custody. Defendants who received an I-Bond on their new case may remain detained on other pending cases.
 - 76.2% of the defendants court ordered to an I-Bond with Sheriff's EM were successfully released from physical incarceration in the Cook County Jail.
 - 75.3% of the defendants required to post 10% of their D-Bond value for release did so, securing their initial pretrial release from custody.
 - 54% of the defendants required to post 10% of their D-Bond value for release did so, and were successfully placed on Sheriff's EM as a special condition of pretrial release.
 - 40.7% of the defendants required to post 100% of their C-Bond value for release did so, securing their initial pretrial release from custody.

Non-Bailable Bonds

- 6.1% of the defendants who received an initial No Bail order secured pretrial release from custody at the close of the quarter.

Figure F3. Pretrial Rate of Release by Initial Bond Order for New PSA Felony Defendants Who Appeared in Bond Court from January - March 2021 (Released as of 03/31/21)



* A non-admission to Sheriff's EM may be because a defendant (1) has a more restrictive bond (e.g., unpaid D-Bond on a current case or a No Bail Hold on another active pre-trial or probation case); (2) is determined to be ineligible for Sheriff's EM (e.g., no place to stay or active IDOC or out of jurisdiction warrant); or (3) refuses placement on Sheriff's EM. Additionally, the defendant may have been placed on Sheriff's EM after the end of the current reporting period (March 31, 2021).

FELONY MEASURE 4. CUMULATIVE RELEASE AND ASSESSMENT OF RISK FOR NEW VIOLENT CRIMINAL ACTIVITY

Figure F4 provides a snapshot of the number of defendants released pretrial who were flagged at initial assessment as posing an elevated risk for committing a new violent offense while awaiting trial.

- 94.9% of the felony defendants who appeared in bond court and secured pretrial release between October 1, 2017 and March 31, 2021 were not flagged at initial assessment as posing an elevated risk for committing a new violent offense while on pretrial release.
- 5.1% were flagged at assessment as posing an elevated risk for committing a new violent offense while on pretrial release.

Figure F4. Cumulative Percent of PSA Felony Defendants Who Secured Pretrial Release by Flag for an Elevated Risk of Committing a New Violent Crime While on Pretrial Release (Total Release as of 3/31/21 = 66,825)^*



^ Felony defendants who appeared in bond courts with a completed PSA on or after 10/01/17 (post-implementation of G.O. 18.8A).

* The Public Safety Assessment uses a combination of nine risk factors that are entirely dependent on criminal history to identify individuals who may pose an elevated risk for committing a new violent crime while awaiting trial.

FELONY MEASURE 5. CUMULATIVE COURT APPEARANCE RATE

Figure F5 provide a point-in-time snapshot of the cumulative percentage of felony defendants who make all scheduled court appearances while on pretrial release.

Court Appearance Rate

- 81% of the felony defendants who appeared in bond court and were released between October 1, 2017 and March 31, 2021 have successfully appeared for all scheduled court hearings to date.

Figure F5. Cumulative Court Appearance Rates for PSA Felony Defendants with a Pretrial Release as of March 31, 2021 (n= 66,825)*

Cumulative
Court Appearance Rate

54,127
81.0%

^ Felony defendants who appeared in bond courts with a completed PSA on or after 10/01/17 (post-implementation of G.O. 18.8A).

FELONY MEASURE 6. CUMULATIVE COMMUNITY SAFETY RATE

Figure F6A and F6B provide a point-in-time snapshot of the cumulative percentage of felony defendants who were not charged with a new offense while on pretrial release.

Community Safety Rate

82% of felony defendants who appeared in bond court and were released between October 1, 2017 and March 31, 2021 have not been charged with any new offense while on pretrial release.

Figure F6A. Cumulative Community Safety Rate and Rate of New Criminal Activity by Top Charge Category for PSA Felony Defendants with a Pretrial Release as of March 31, 2021(n=66,825)^

Community Safety Rate 54,782
82.0%

Rate of New Criminal Activity by Top Charge

Other Offense*	2,395 3.6%
Drug Offense	3,832 5.7%
Property Offense	2,623 3.9%
Weapon Offense	1,003 1.5%
Person Offense**	1,555 2.3%
UCR Violent Offense**	635 1.0%

New Violent Criminal Activity

Overall, 96.7% of the felony defendants who appeared in bond court and were released between October 1, 2017 and March 31, 2021 have not been charged with committing a new violent or person offense while on pretrial release.

Figure F6B. Cumulative Rate of New UCR Violent/Person Criminal Activity for PSA Felony Defendants with a Pretrial Release as of March 31, 2021(n=66,825)^

No New UCR Violent/Person Criminal Activity	96.7%
UCR Violent or Person Offense**	3.3%

^ Felony defendants who appeared in bond courts with a completed PSA on or after 10/01/17 (post-implementation of G.O. 18.8A). New criminal activity is defined as a case filing for a new offense that allegedly occurred while defendant was on pretrial release. Figure F6A and F6B depicts information on the first pretrial offense filing for a defendant.

* Other Offense category is composed of motor vehicle, disorderly conduct, offender registration violations, VOBV/VOP/Parole, warrant, and other miscellaneous offenses.

** UCR Violent category, as formerly defined in the FBI's Uniform Crime Reporting (UCR) Program, is composed of four offenses: murder and nonnegligent manslaughter, rape, robbery, and aggravated assault. Person charges include assault, battery, child neglect and other miscellaneous person offenses.

MISDEMEANOR MEASURE 1. INITIAL BAIL ORDERS SET AMONG PUBLIC SAFETY ASSESSMENT (PSA) NON-DOMESTIC VIOLENCE MISDEMEANOR DEFENDANTS

Figure M1 shows initial bail order distribution (i.e., type of bail ordered) among defendants who appeared in bond courts with a new non-domestic violence Misdemeanor case across the jurisdiction with a completed Public Safety Assessment (PSA) during the performance period.

Non-Monetary Bail Orders

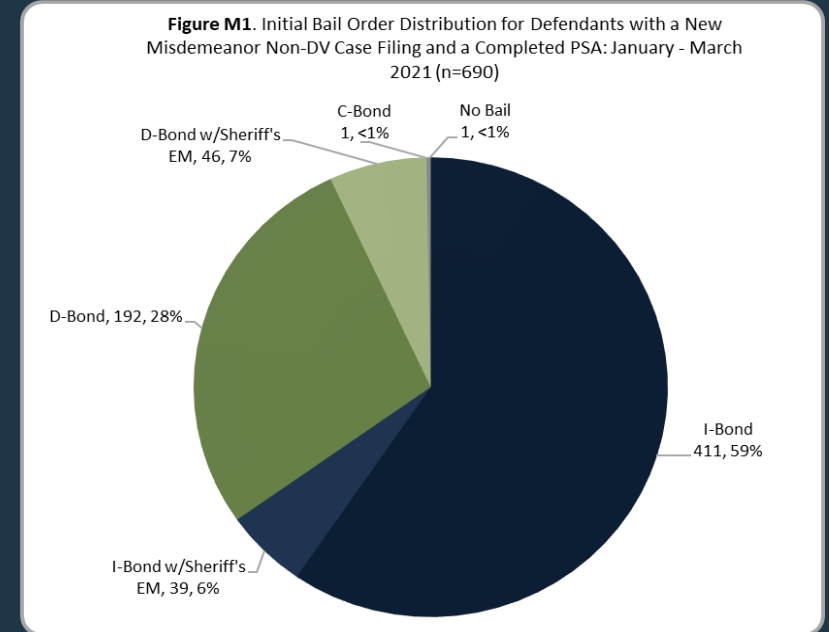
- Over 6 out of 10 of the new non-domestic violence Misdemeanor defendants appearing in bond court received a non-monetary bail order.
 - 59% of the defendants received an I-Bond.
 - 6% received an I-Bond with Sheriff's Electronic Monitoring.

Monetary Bail Orders

- 28% of the defendants appearing in bond court received a D-Bond.
- 7% received a D-Bond with a special condition of Sheriff's Electronic Monitoring if released.

No Bail Orders

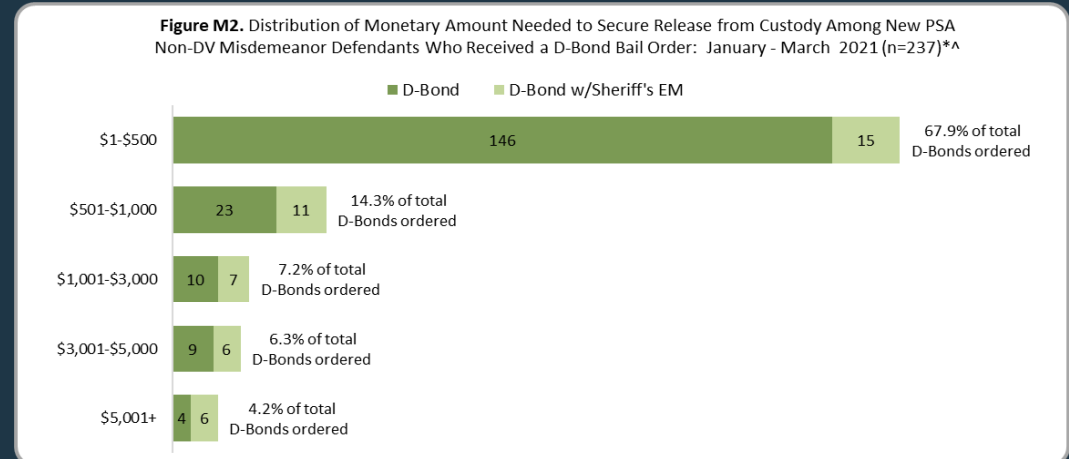
- Less than 1% of non-domestic violence Misdemeanor defendants were given a No Bail order on their newly filed case.



MISDEMEANOR MEASURE 2. D-BOND DOLLAR AMOUNT NEEDED TO SECURE INITIAL RELEASE FROM CUSTODY

Figure M2 shows the 10% monetary amount needed to secure release from custody for defendants who received a D-Bond or a D-Bond with a special condition of Sheriff's Electronic Monitoring if released on their new non-domestic violence Misdemeanor case.

- Overall, D-bonds were set at \$500 or less for 67.9% of all defendants who received a D-Bond on a new non-domestic violence Misdemeanor case filing during this quarter.



* Dollar values presented in figure reflects 10% of the bail amount set by a judge in order to secure release from custody.

^ D-Bond values were missing for one defendant.

MISDEMEANOR MEASURE 3. RATE OF PRETRIAL RELEASE BY INITIAL BAIL ORDER

Figure M3 provides a point-in-time snapshot of the pretrial rate of release among non-domestic violence misdemeanor defendants who appeared in bond courts and secured pretrial release by the last day of the reporting period.

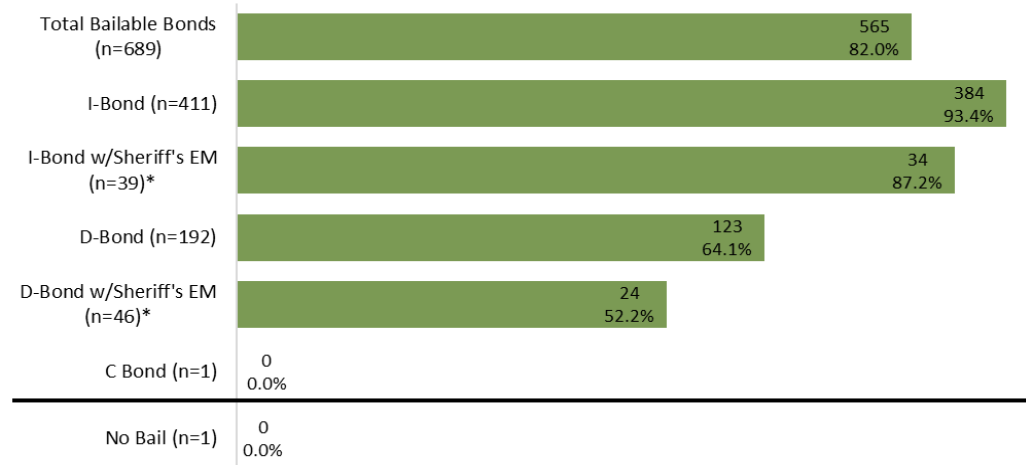
Bailable Bonds

- More than 4 out of 5 non-domestic violence Misdemeanor defendants who received a bailable bond secured an initial pretrial release from Cook County Jail by the close of the quarter.
- 93.4% of the defendants who received an I-Bond had an initial pretrial release from custody. Defendants who received an I-Bond on their new case may remain detained on other pending cases.
- 87.2% of the defendants court ordered to an I-Bond with Sheriff's EM were successfully released from physical incarceration in the Cook County Jail.
- 64.1% of the defendants required to post 10% of their D-Bond value for release did so, securing their initial pretrial release from custody.
- 52.2% of the defendants required to post 10% of their D-Bond value for release did so, and were successfully placed on Sheriff's EM as a special condition of pretrial release.

Non-Bailable Bonds

- None of the defendants who received an initial No Bail order secured pretrial release from custody at the close of the quarter.

Figure M3. Pretrial Rate of Release by Initial Bond Order for New PSA Non-DV Misdemeanor Defendants Who Appeared in Bond Court from January - March 2021 (Released as of 03/31/21)



* A non-admission to Sheriff's EM may be because a defendant (1) has a more restrictive bond (e.g., unpaid D-Bond on a current case or a No Bail Hold on another active pre-trial or probation case); (2) is determined to be ineligible for Sheriff's EM (e.g., no place to stay or active IDOC or out of jurisdiction warrant); or (3) refuses placement on Sheriff's EM. Additionally, the defendant may have been placed on Sheriff's EM after the end of the current reporting period (March 31, 2021).

MISDEMEANOR MEASURE 4. CUMULATIVE RELEASE AND ASSESSMENT OF RISK FOR NEW VIOLENT CRIMINAL ACTIVITY

Figure M4 provides a snapshot of the number of defendants released pretrial who were flagged at initial assessment as posing an elevated risk for committing a new violent offense while awaiting trial.

- 87.1% of the non-domestic violence Misdemeanor defendants who appeared in bond and secured pretrial release between October 1, 2017 and March 31, 2021 were not flagged at initial assessment as posing an elevated risk for committing a new violent offense while on pretrial release.
- 12.9% were flagged at assessment as posing an elevated risk for committing a new violent offense while on pretrial release.

Figure M4. Cumulative Percent of PSA Non-DV Misdemeanor Defendants Who Secured Pretrial Release by Flag for an Elevated Risk of Committing a New Violent Crime While on Pretrial Release (Total released as of 3/31/21 =14,308)^*



^ Non-Domestic Violence Misdemeanor defendants who appeared in bond courts with a completed PSA on or after 10/01/17 (post-implementation of G.O. 18.8A).

* The Public Safety Assessment uses a combination of nine risk factors that are entirely dependent on criminal history to identify individuals who may pose an elevated risk for committing a new violent crime while awaiting trial.

MISDEMEANOR MEASURE 5. CUMULATIVE COURT APPEARANCE RATE

Figure M5 provide a point-in-time snapshot of the cumulative percentage of non-domestic violence Misdemeanor defendants who make all scheduled court appearances while on pretrial.

Court Appearance Rate

- 79.4% of the non-DV Misdemeanor defendants who appeared in bond court and were released between October 1, 2017 and March 31, 2021 have successfully appeared for all scheduled court hearings to date.

Figure M5. Cumulative Court Appearance Rates for PSA Misdemeanor Non-DV Defendants with a Pretrial Release as of March 31, 2021 (n=14,308)*



^ Non-domestic violence Misdemeanor who appeared in bond courts with a completed PSA on or after 10/01/17 (post-implementation of G.O. 18.8A).

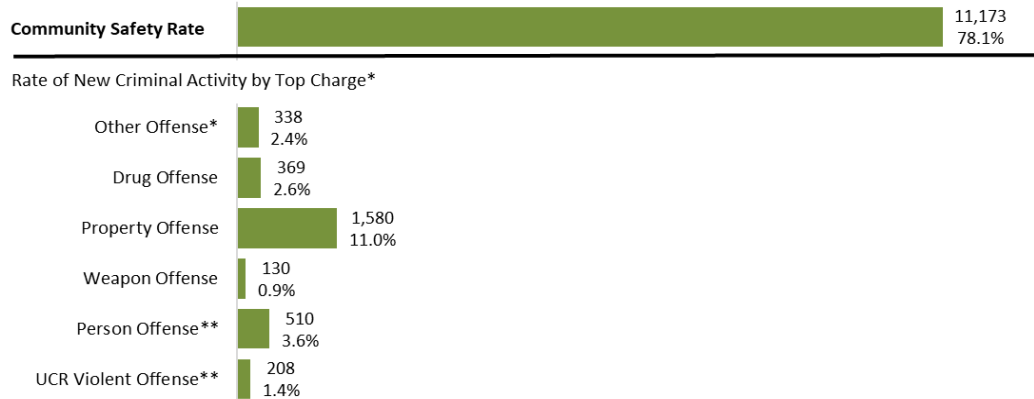
MISDEMEANOR MEASURE 6. CUMULATIVE COMMUNITY SAFETY RATE

Figure M6A and M6B provide a point-in-time snapshot of the cumulative percentage of non-domestic violence misdemeanors who were not charged with a new offense while on pretrial release.

Community Safety Rate

78.1% of non-DV Misdemeanor defendants who appeared in bond court and were released between October 1, 2017 and March 31, 2021 have not been charged with a new offense while on pretrial release.

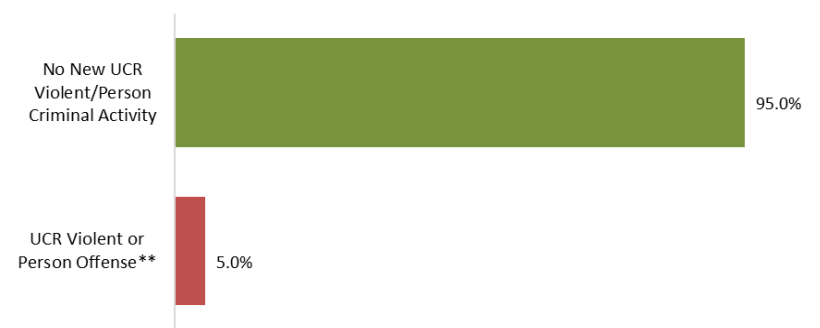
Figure M6A. Cumulative Community Safety Rate and Rate of New Criminal Activity by Top Charge Category for PSA Non-DV Misdemeanor Defendants with a Pretrial Release as of March 31, 2021 (n=14,308)^



New Violent Criminal Activity

Overall, 95% of the non-DV Misdemeanor defendants who appeared in bond court and were released between October 1, 2017 and March 31, 2021 have not been charged with committing a new UCR violent or person offense while on pretrial release.

Figure M6B. Rate of New UCR Violent/Person Criminal Activity for PSA Non-DV Misdemeanor Defendants with a Pretrial Release as of March 31, 2021 (n=14,308)^



^ Non-DV misdemeanor defendants who appeared in bond courts with a completed PSA on or after 10/01/17 (post-implementation of G.O. 18.8A). New criminal activity is defined as a case filing for a new offense that allegedly occurred while defendant was on pretrial release. Figure M6A and FMB depicts information on the first pretrial offense filing for a defendant.

* Other Offense category is composed of motor vehicle, disorderly conduct, offender registration violations, VOBV/VOP/Parole, warrant, and other miscellaneous offenses.

** UCR Violent category, as formerly defined in the FBI's Uniform Crime Reporting (UCR) Program, is composed of four offenses: murder and nonnegligent manslaughter, rape, robbery, and aggravated assault. Person charges include assault, battery, child neglect and other

Note: Data presented in the dashboard are based on a case-level merge of the electronic docket and a monthly release file from the Cook County Sheriff's Office. Percentages featured in this report may not add up to 100% due to rounding.